

The Land of the Littles

Sing | Ring Around the Rosy

Parents and caregivers can move their child gently from side to side while sitting or standing. On the last part of the song, gently lower the child.

For the second verse, lift the child into the air or to their feet. See the actions and listen to the tune here:

<http://bit.ly/2EUK4Rl>

Ring around the rosy
Pocketful of posy
Ashes, ashes
We all fall down
The cow is in the meadow
Eating buttercups
Thunder, lightning
We all jump up



Talk | Sensory Activity: Fluttering Fairy Friends

Parents and caregivers can flutter a fairy over their child, and to the sides. You can use a washcloth or dish towel as the fairy.

The parent or caregiver lay the child on the ground or in their lap.
Flutter the fairy over the child's face, repeating the following rhyme.

Flutter, flutter, here and there (flutter the fairy over the baby)
Flying high up in the air (flutter the fairy higher in the air)
Closer, closer, right on top (flutter the fairy over the baby)
Where will the fairy make a stop (flutter the fairy and then make it stop on baby's tummy, toes, etc.)



Write | From One to Another

Grasping items helps children develop their fine motor skills, which are essential for children learning how to write.

For preschoolers: You can put anything in a bowl (beans, marshmallows, cereal, etc.) and ask your child to use their fingers to move it from one plate/bowl to the other. To make it harder, let them use a spoon, tweezers or tongs.

For younger children: Put together a box of larger items such as balls, stuffed animals, etc. Have the child grasp on to the items to put them in the box or take them out.



Play | The Hiding Gnome Game

Use the templates attached to make the pieces for this game. Feel free to have your child color them (good pre-writing activity)

To play the game:

Hide the gnome underneath one of the houses

Recite the rhyme below and ask your child to help find him.

As they say their answers, lift up the houses until the gnome is revealed.

Oh my, oh dear, where has my little friend gone?

Won't you come out and play along?

Where is he hiding, do you know?

Let's take a look under the _____ (let the children take turns guessing)

Read | Stone Soup

There are many ways this story can be told with participation from your child. If available, use a real kitchen pot and play vegetables and ingredients. Or use a pot and the pieces attached. Have the child(ren) be the villagers and add ingredients into the soup. Tell the story and then talk to your child(ren) about what things they might add to the soup. For an extension, make Stone Soup with your child(ren). Adding their favorite vegetable.

Once upon a time, there was a village. It was a nice place to live except that nobody wanted to share. One day a visitor came to town. "Hello! Does anyone have any food they can share?" he asked. The villagers all responded quickly that they had nothing to share with the visitor. "That's ok," said the visitor. "I will make stone soup for everyone." Then he took out a giant pot and dropped a large stone in it, added some water and sat it on a fire to cook.

After awhile, the visitor sniffed his broth. Some of the villagers came outside to see what he was doing. "Mmmmm, I love stone soup. The only thing better is stone soup with cabbage!" said the visitor. That gave one man in the village an idea. He brought a cabbage and put it in the pot.

Then the visitor said, "I once had stone soup with cabbage and carrots. It was delicious!" A woman brought carrots and put them in the pot.

Then the visitor said, "I once had stone soup with cabbage and carrots and corn. It was scrumptious!" A boy brought corn and put it in the pot.

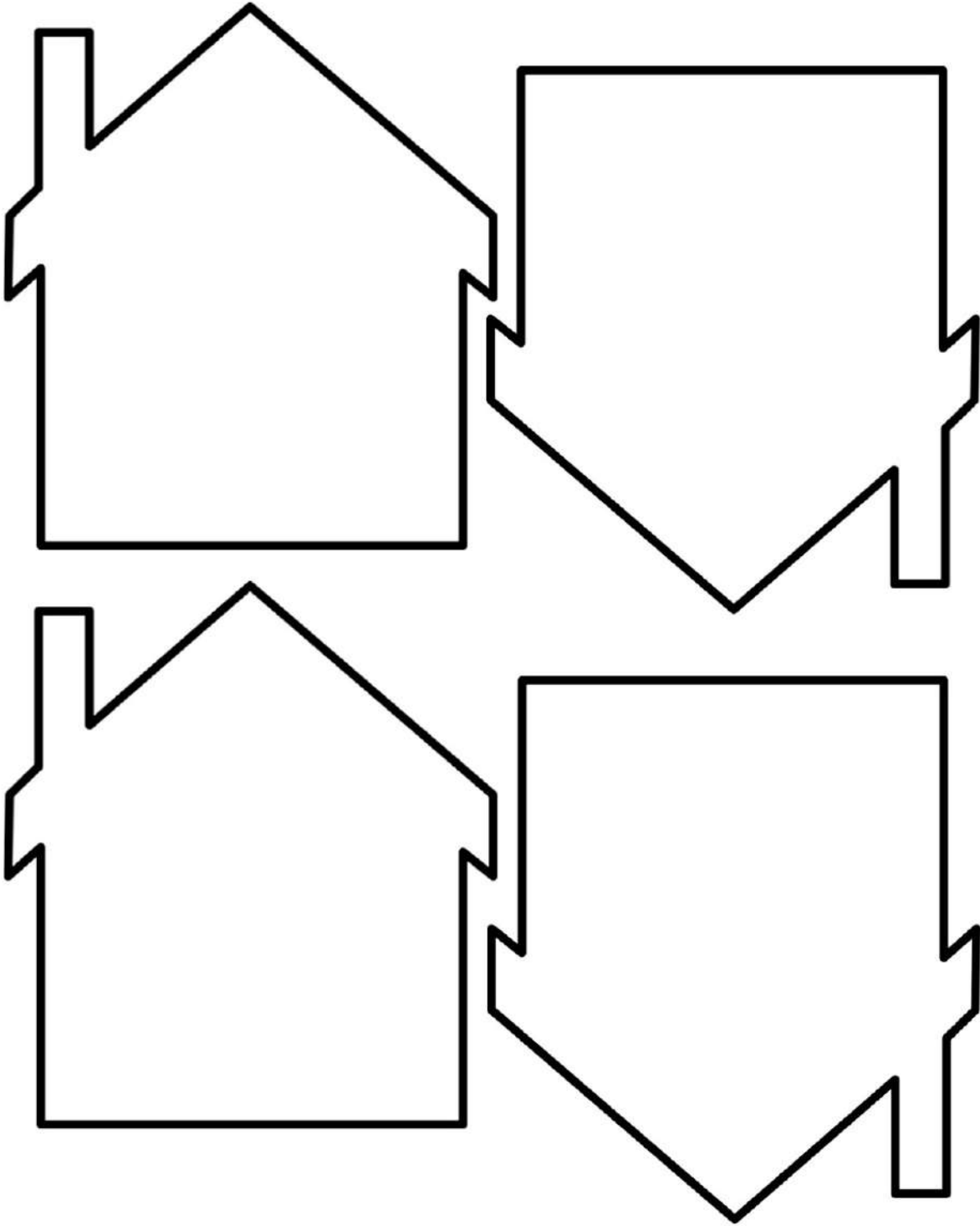
Then the visitor said, "I once had stone soup with cabbage and carrots and corn and beans.

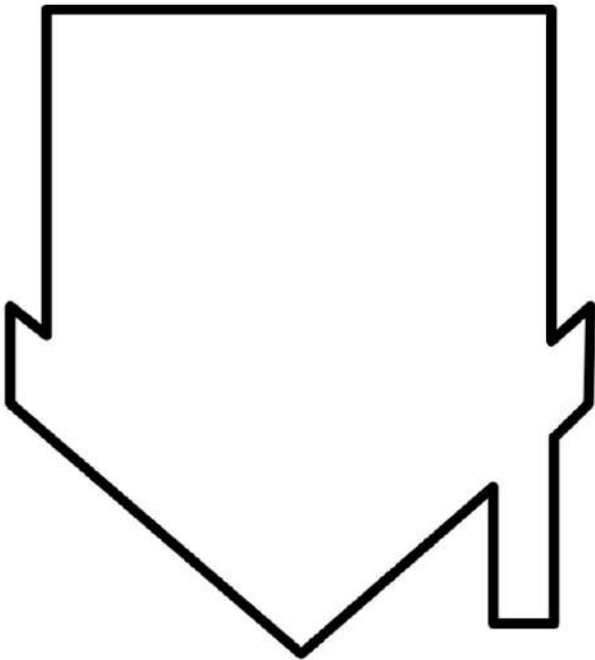
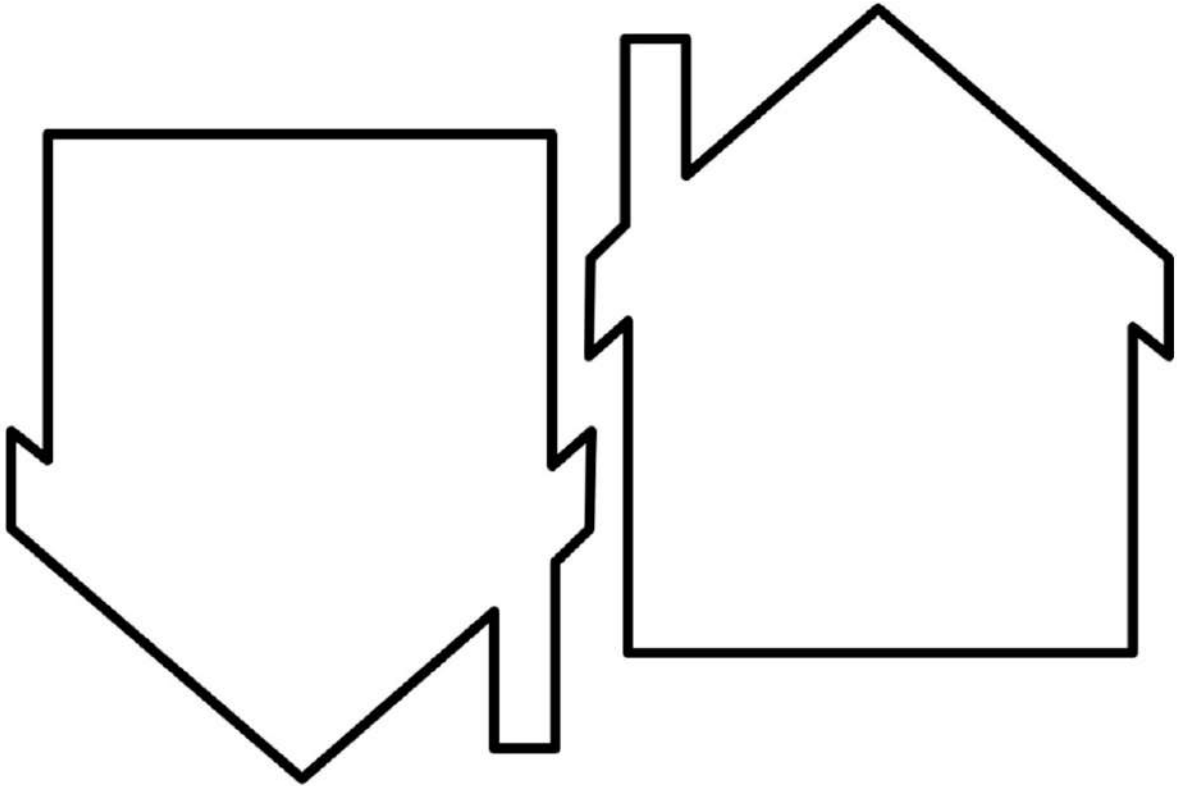
It was so good!" A girl brought beans and put them in the pot.

The soup cooked and cooked. Finally, it was ready. Everyone ate a big bowl. "This is delicious!" they all said. The soup made them so happy that they danced and sang all night long.

From then on, the people in the village shared. And their very favorite thing to share was stone soup.

Gnome Game Pieces





Stone Soup Story Pieces

